

# God's Promises Star Activity

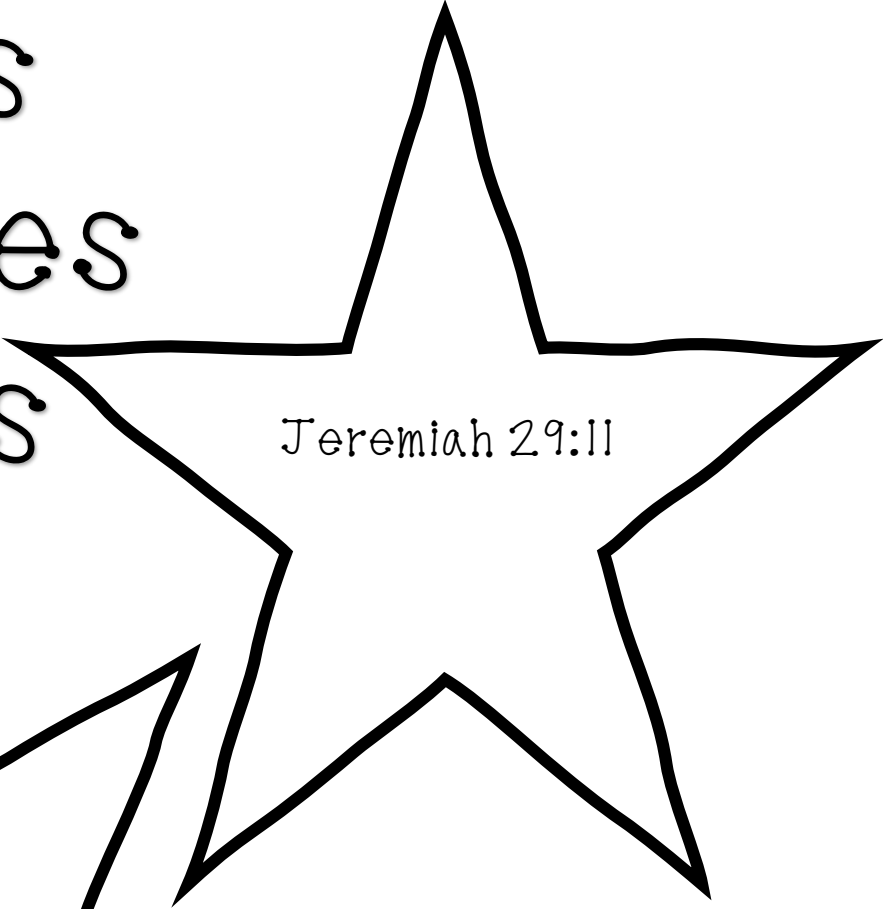
In the Bible we see hundreds of promises of God. What do those mean for us and how can we introduce them to the students we are teaching?

Here is an activity that can work with kids (those who can already read) and youth.

Hide Stars around the room with different Bible verses on them. You may also want to hide them under chairs or inside desks. Each Bible verse should be a promise of God. When a student finds a verse he/she can come and look the verse up in the Bible and read it to the group.




# God's Promises Stars




Jeremiah 29:11




Exodus:14:14




Isaiah 40:29




Isaiah 40:30





Isaiah 41:10



John 3:16




John 8:36



Add your own  
verses to the  
blank ones

# Star Templates





License Agreement: © 2020. All rights reserved. All items offered by Ellen Ombati and the Acacia Corner are copyrighted works of Ellen Ombati. With a single license, the purchaser had full rights to use this product with his or her own students at school, church or home, including copying and distributing. Please do not copy, share or distribute this product to other teachers, or schools without first getting written permission from the author. Selling this product as your own is strictly prohibited. Additional licenses may be obtained at The Acacia Corner. Thank you for your understanding.