

# LOVE Bookmarks

Use with the Good Samaritan Lesson Plan or a Valentines Day Activity



# Instructions:

1. Color
2. Cut — after coloring cut along the dotted lines. The bookmarks can be left as is or you can...
3. Glue — glue onto a piece of colored cardstock or scrapbook paper for a unique boarder
4. Protect — cover with clear contact paper
5. Embellish — punch a single hole in the top center and add a tassel



Option 2: Instead of using as a bookmark, turn it into a valentine's card. Just cut out the bookmark and glue as a boarder or strip onto the front of your card.



i can  
LOVE MY  
NEIGHBOR



i can  
LOVE MY  
FAMILY



i can  
LOVE MY  
CHURCH





Happy  
Valentines  
Day!



L



V

E



L

V E



# Graphics and Fonts From:



<https://www.teacherspayteachers.com/Store/Krista-Wallden-Creative-Clips>



<https://www.teacherspayteachers.com/Store/Educlips>



<https://www.teacherspayteachers.com/Store/D5art>




<https://www.teacherspayteachers.com/Store/Dancing-Crayon-Designs>



<https://www.teacherspayteachers.com/Store/Kelly-Einhardt>



<https://www.teacherspayteachers.com/Store/Morpho-Science>



<https://www.teacherspayteachers.com/Store/Roby-Hyndman>



<https://www.teacherspayteachers.com/Store/Creative-To-The-Core>



<https://www.teacherspayteachers.com/Store/Lovin-Lit>

**License Agreement: © 2020. All rights reserved. All items offered by Ellen Ombati and the Acacia Corner are copyrighted works of Ellen Ombati. With a single license, the purchaser had full rights to use this product with his or her own students at school, church or home, including copying and distributing. Please do not copy, share or distribute this product to other teachers, or schools without first getting written permission from the author. Selling this product as your own is strictly prohibited. Additional licenses may be obtained at The Acacia Corner. Thank you for your understanding.**